









 KRONE

 KRONE



Diagrammatic instruction label for the hydraulic system, showing various symbols and the Krone logo.



Diagrammatic instruction label for the hydraulic system, showing various symbols and the Krone logo.

Diagrammatic instruction label for the hydraulic system, showing various symbols and the Krone logo.







THE
ME
SINCE















JOST
SPECIAL
SUSPENSION
SYSTEMS
FOR
TRUCKS
AND
TRAILERS
MANUFACTURED
IN GERMANY

JOIST

OPTIMA

OPT700S-3R

210526 15958255

Hublast 12 t je Stütze
lifting cap. each leg

stat. Prüflast 25 t je Stütze
stat. test load each leg



Made in Germany





 **KRONE**

 **KRONE**



Yellow label

WMD29F2

KRONE









EN 12642-XL
2021

W10V2J12



 **KRONE**































Loginex

We deliver trust

www.loginex.pl
+48 223 783 000

50 70

WND 29F2












Loginex¹

We deliver trust

www.loginex.pl
+48 223 783 000











 **KRONE**





Loginex¹
We deliver trust

www.loginex.pl
+48 223 783 000



90

80

70

60

50





cial Services

inex[↑]
We deliver trust

inex.pl

000

B





WND 29F2

 **KRONE**



RR
ME
017017



PL

WIND 2972

BIDCAR.pl

AUKCJE SAMOCHODOWE

PLSKRONOWA

PLSKRONOWA





RP
ME4
017017




ATTENTION
ANGLES VERTS

KRONE

KRONE



















KRONE

Technical specifications and safety information labels on the trailer's side.





OAKEN

OAKEN









Loginex
We deliver trust

www.loginex.pl
+48 223 783 000



KRONE

KRONE



Loginex¹

We deliver trust

www.loginex.pl
+48 223 783 000

50 70

KRONE

WND 29F21

KRONE

Loginex¹

We deliver trust

www.loginex.pl
+48 223 783 000

50 70



WND 29F 2

 **KRONE**



Loginex¹
We deliver trust

www.loginex.pl
+48 223 783 000



WIND 29F-Z
KRONE

90

80

70

60

50



60
01



KRONE

www.krone-trailer.com

Typ **SD**

L: 13860 mm

W: 2550 mm

b_{max}: 12000 mm

b min: mm



www.krone.com

Fahrzeugwerk Krone Beteiligungs-GmbH

Henschel-Krone Str. 10 / 48880 Telle

e1*2007/46*0232

WKESD00000982889

kg 39000 kg

0- kg 0- 12000 kg

1- kg 1- 9000 kg T

2- kg 2- 9000 kg T

3- kg 3- 9000 kg T

Wandlertypen-Liste (siehe auch www.krone.com) 03.07.19/2011

KRONE

Brake approval no. (E4) T3R-112705

Brake calculation no. GETK19025

Reference braking forces

Values for $\alpha = 45\%$

rdyn = 449mm

Axle	1	2	3
Br [kN]	1.0	6.4	1.0
T [kN]	4.14	40.23	4.13
	3949	413	3949

Data for braking system

Vehicle type SD

Internal no.


F0982889



- Semi-trailer
- Centre-axle-trailer
- Drawbar trailer

Axle no.	Semi-trailer			Centre-axle-trailer			Drawbar trailer			ΔP		
	P _{min} [bar]	→	6.5	P _{min} [bar]	→	0.0	1.0	4.5	6.5			
1	1100	0.2	1.5	9000	3.0	0.4	1.4	4.4	5.4	56	64	76
2	1100	0.2	1.5	9000	3.0	0.4	1.4	4.4	5.4	56/64	63	76
3	1100	0.2	1.5	9000	3.0	0.4	1.4	4.4	5.4	56/64	63	76

*WNE3D0000000382388



DAKAR
100-410
DAKAR



